

Searching wave source locations using Cluster data

Dragoş Constantinescu^{1,2}

Summary:

Using patterns in data analysis

Capon technique

Source location examples

1: Institut für Geophysik und extraterrestrische Physik, TU Braunschweig, Germany

2: Institute for Space Sciences, Bucharest, Romania

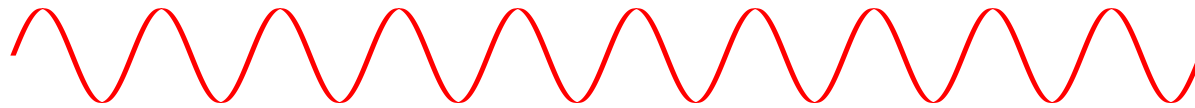
Pattern analysis

Assume that wave field B is a sum of elementary waves $w \rightarrow$ pattern

measured values $B(q')$
test pattern $w(q)$ \Rightarrow Power $P(q)$

Goal: construct power in such a way that $P(q)|_{q=q'} = \max$

Fourier analysis



wave field

$$B_j = B_n e^{-i\omega_n t_j}$$

pattern

$$w_j(\omega) = C e^{-i\omega t_j}$$


array output

$$b(\omega) = w_j^*(\omega) B_j$$

power

$$P(\omega) = \|b(\omega)\|^2$$

Beamformer for plane waves



wave field

$$B_{sj} = B_n e^{i(\mathbf{k}_n \cdot \mathbf{r}_s - \omega_n t_j)}$$

pattern

$$w_{sj}(\mathbf{k}, \omega) = C e^{i(\mathbf{k} \cdot \mathbf{r}_s - \omega t_j)}$$

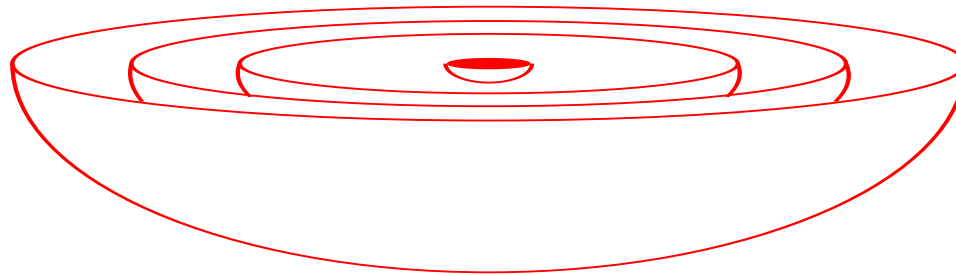
array output

$$b(\mathbf{k}, \omega) = w_{sj}^*(\mathbf{k}, \omega) B_{sj}$$

power

$$P(\mathbf{k}, \omega) = \|b(\mathbf{k}, \omega)\|^2$$

Beamformer for spherical waves



wave field

$$B_{sj} = B_n \frac{1}{\rho_s} e^{i(k_n \rho_s - \omega_n t_j)}$$

pattern

$$w_{sj}(k, \omega, \mathbf{r}_{\text{source}}) = C \frac{1}{\rho_s} e^{i(k \rho_s - \omega t_j)}$$

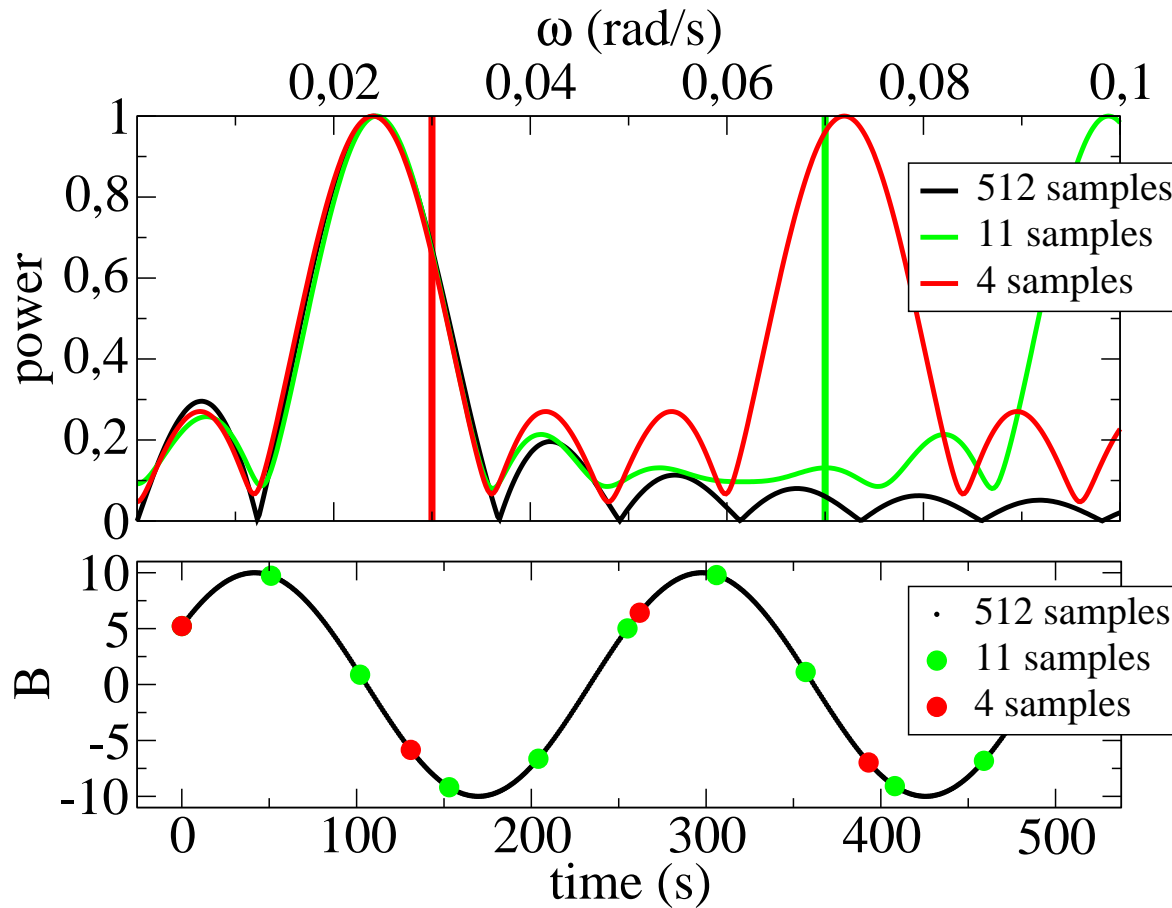
array output

$$b(k, \omega, \mathbf{r}_{\text{source}}) = w_{sj}^*(k, \omega, \mathbf{r}_{\text{source}}) B_{sj}$$

power

$$P(k, \omega, \mathbf{r}_{\text{source}}) = \|b(k, \omega, \mathbf{r}_{\text{source}})\|^2$$

Low number of data points



Nyquist:

$$\tau_{\min} = 2dt$$

N samples:

$$T \leq (N/2)\tau$$

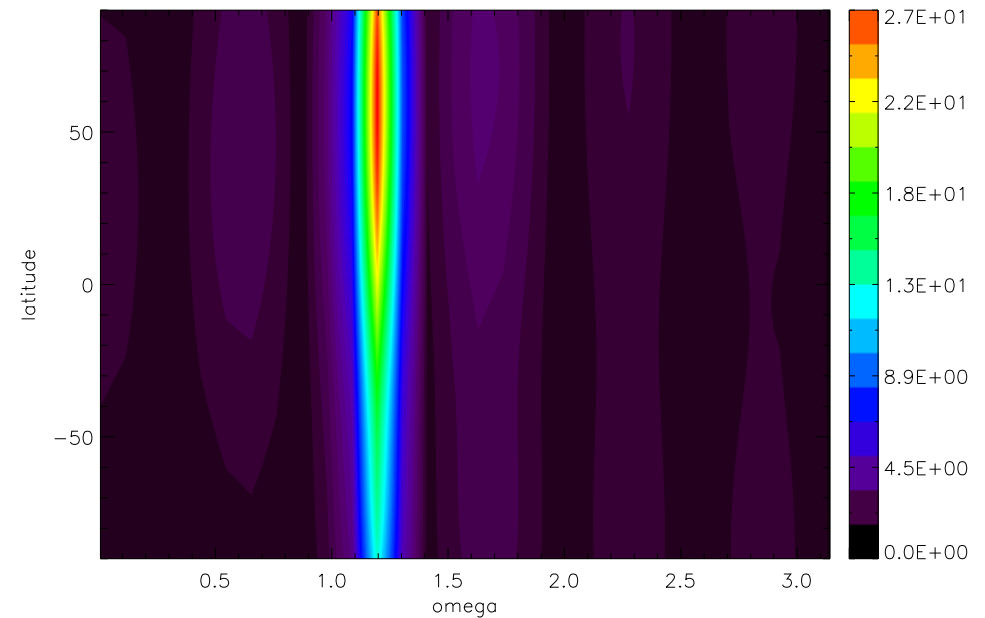
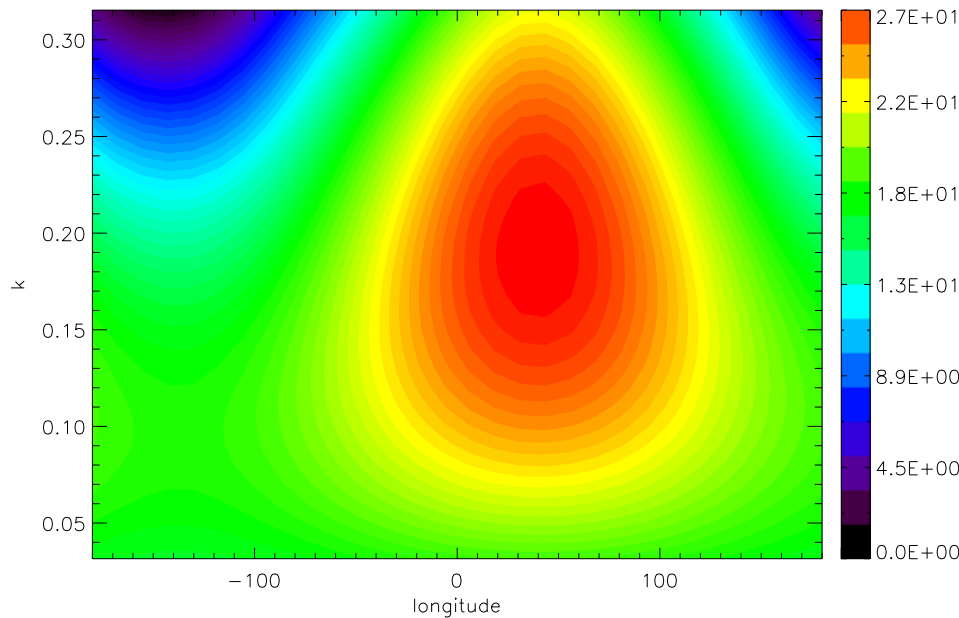
Broadening and **side peaks** are indirect consequences of the **Nyquist theorem**

Example: Beamformer for one plane wave

space: 4 points (tetrahedron)

time: 512 points

	given	obtained
longitude (deg)	40	43
latitude (deg)	60	58
frequency (s^{-1})	1.22	1.20
wave nr (km^{-1})	0.19	0.19



Capon Method

Problem:

- the power is too high for wrong parameters

Solution:

- minimize the power for all parameters except the right ones:

- ▷ $P_{\text{Capon}}(\mathbf{q}) \leq P(\mathbf{q})$

- ▷ $P_{\text{Capon}}(\mathbf{q}') = P(\mathbf{q}')$

- the result is:

- ▷ $P_{\text{Capon}} = (\mathbf{w}^+ \underline{\mathbf{B}\mathbf{B}^{-1}} \mathbf{w})^{-1}$

When the pattern is a plane wave this technique is known as **Wave Telescope** or **k-filtering**

Spherical wave source location: Setup

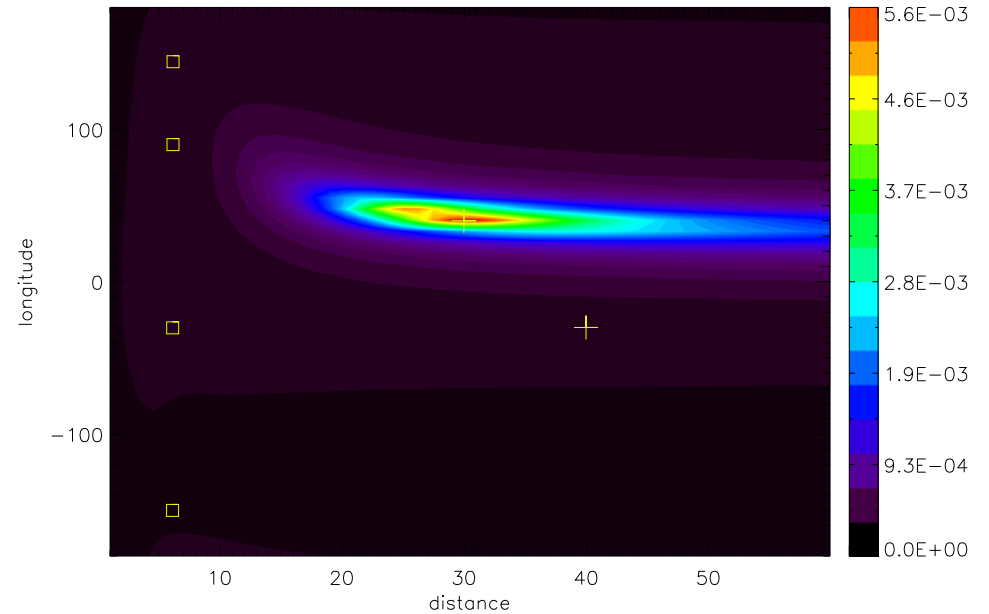
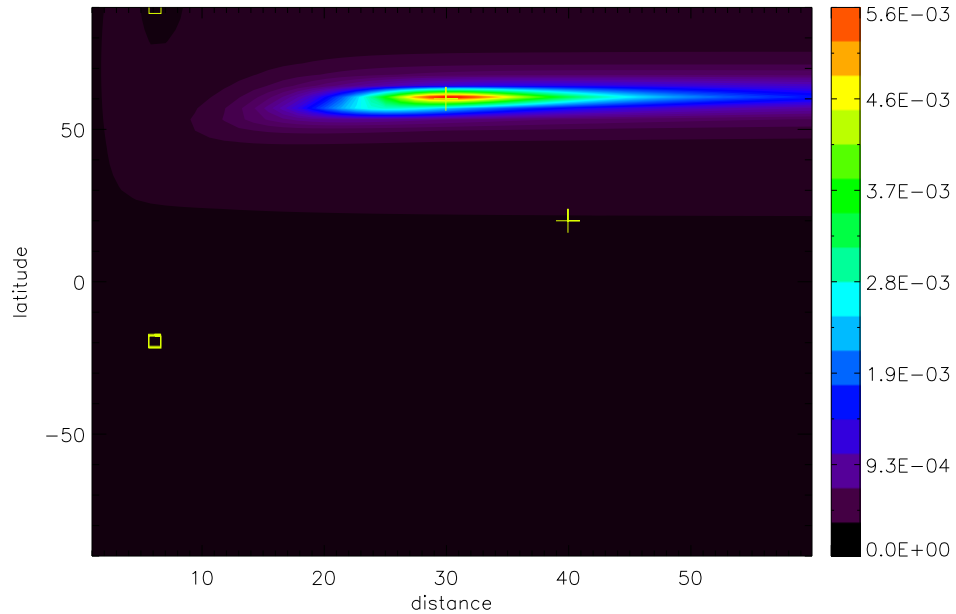
Sensor Array: regular tetrahedron, 10 km

Wave Field: 2 spherical waves + noise

source	ρ (km)	φ (deg)	θ (deg)	amplitude	ν (s ⁻¹)	λ (km)
1	29.95	40.00	60.00	10.00	99.03	22.96
2	39.93	-30.00	20.00	10.00	98.39	22.96

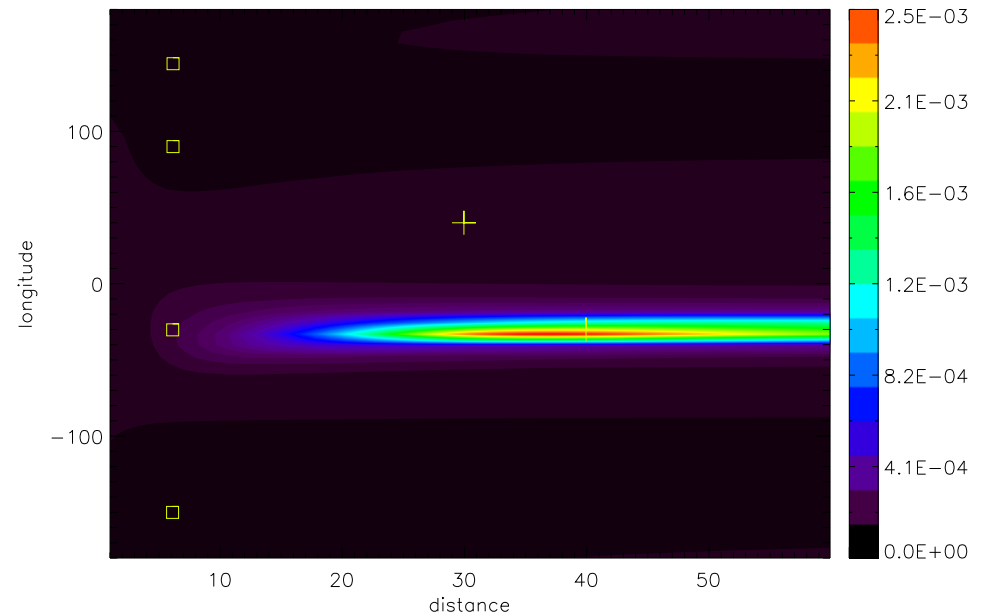
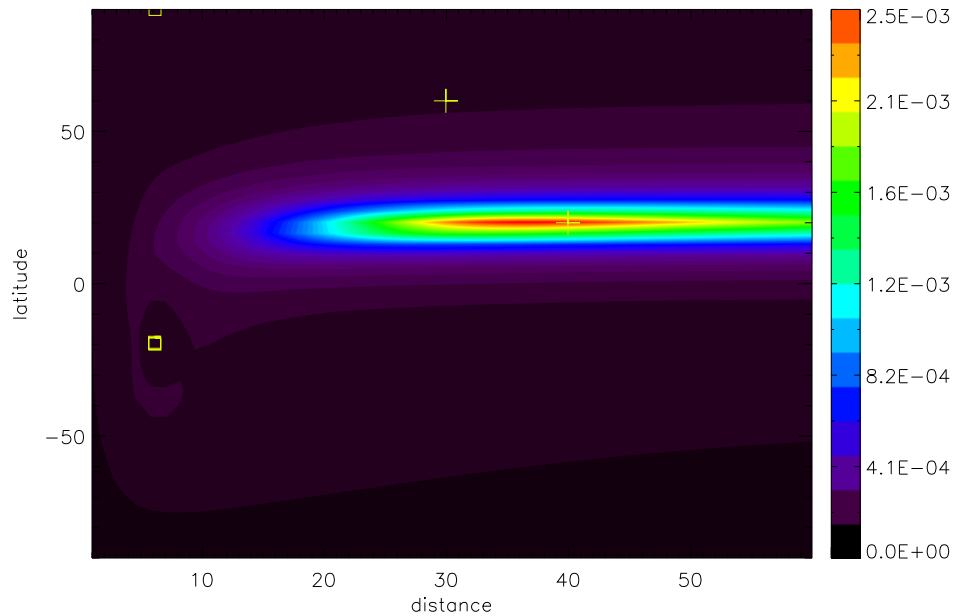
Spherical wave source location: Source 1

	ρ (km)	φ (deg)	θ (deg)
given	29.95	40.00	60.00
obtained	29.85	40.40	60.61



Spherical wave source location: Source 2

	ρ (km)	φ (deg)	θ (deg)
given	39.93	-30.00	20.00
obtained	37.06	-33.06	20.20



Conclusions

Patterns can be used to analyze multi-point measurements

Simple methods fail for low number of samples

Capon technique can be applied for low number of samples

We have a tool for locating the wave sources

Different patterns and arbitrary number of sensors can be used

Magnetospheric Constellation Mission ...